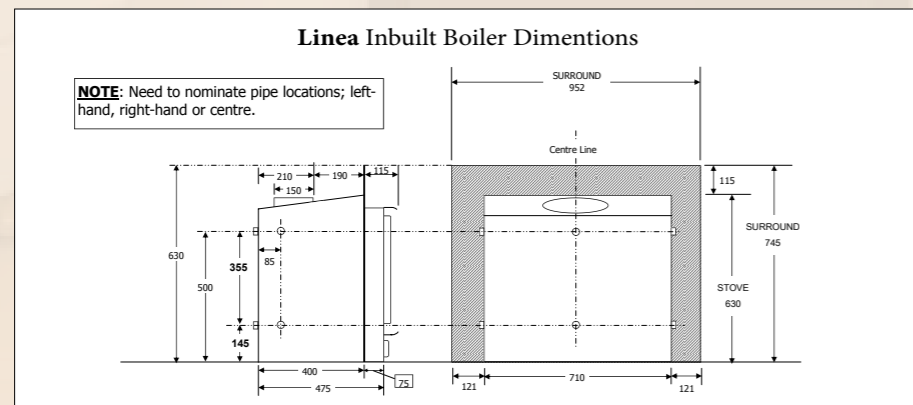
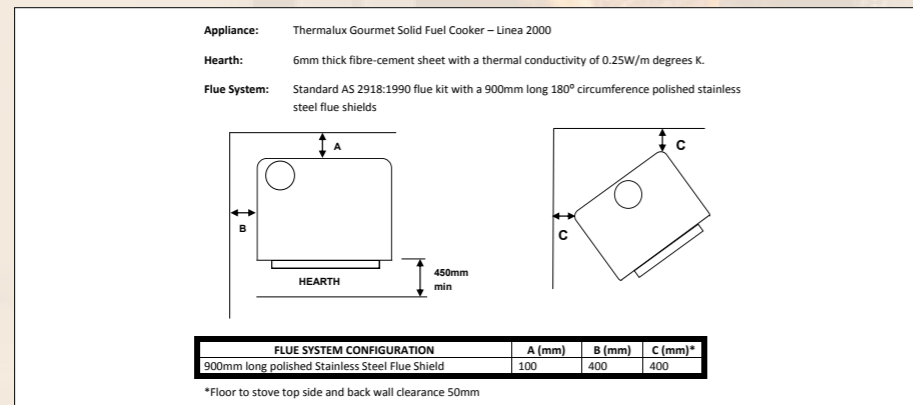
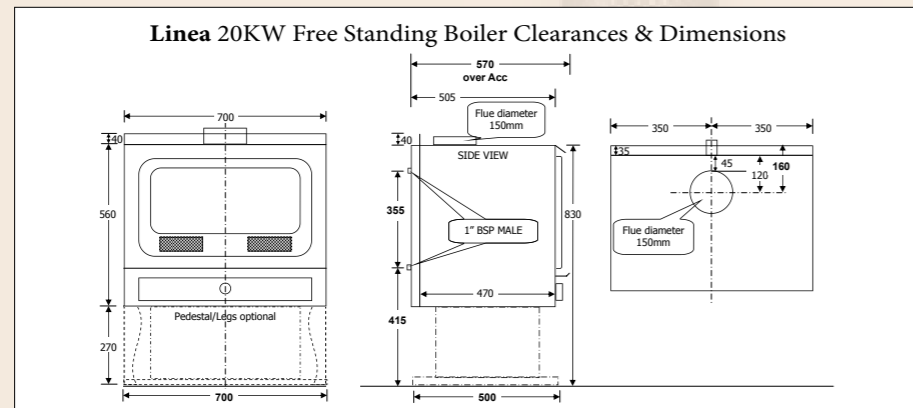


## Linea - A dedicated hydronic boiler / wood heater

### Features

- Glass door design for installation in home living area (as with any wood heater)
- Three options available:
  - Free standing Linea on Legs
  - Free standing Linea on Pedestal
  - Inbuilt Linea
- Ash tray for convenient ash removal
- Colour - metallic black standard. Other colours available on request
- 20kwh heat output (can be variable depending on fuel type and installation conditions)
- Radiant heat from the Linea can heat an average 4 square room (40m<sup>2</sup>)
- Suitable for radiator, infloor or fan convector hydronic connection
- System design is open vented for maximum efficiency and safety
- Domestic hot water option
- Solar compatible



# “LINEA”

“Not rocket science, just a simple solution”

The Linea is the pocket rocket of glass fronted hydronic heating boilers. Despite its compact size, the Linea packs quite a punch, delivering 20+ kilowatts of heat to provide comfortable winter warmth for up to 200 square metres of living area in the average home, and even larger areas in new homes with their significantly improved insulation qualities.



The Linea provides the home owner with all the advantages associated with wood fired central heating, such as competitive running cost, quiet, draught free, even warmth along with the rich heat only a wood fired heater can bestow. The charm of the flames dancing in the fire box is an added benefit which helps make for cosy winter nights.



Albury N.S.W.  
 Ph: (02) 6040 6666 or  
 Fax: (02) 6040 6667  
[www.wiseliving.com.au](http://www.wiseliving.com.au)

**YOUR WISE LIVING DEALER**

Thermalux and Dynamic Boilers are manufactured by METAL DYNAMICS  
 A division of Albury Consolidated Industries P/L. P.O. Box 565 Albury NSW 2640

All products carry a manufacturer's warranty. Manufacturers of high quality solid fuel appliances and specialised hot water systems. At METAL DYNAMICS & SOLAR-MIO we are continuously striving for product innovation and excellence and therefore reserve the right to change product specifications without notice.



Although the Linea delivers most of its heat via hydronics, either by way of radiators, in-floor coils or occasionally by fan convector units, the glass door gives it the appearance in the home of a conventional solidly constructed combustion heater.

The glass door is designed in such a way as to allow combustion air to flow over the glass to help the glass 'self clean'. Primary air control at the base of the door delivers a turbo charged effect to the combustion chamber which allows the Linea to deliver potent heat from such a compact unit.

Once closed down the fire will burn happily for hours unattended providing effective overnight burn and soft background warmth for its owners.

Although the Linea has primarily an ash bed styled fire chamber, a modified ash pan area has been incorporated into the design to allow convenient ash removal at any time. As with most Dynamic series boilers, the Linea also allows for partial control of the flue gases keeping the flue temperatures lower and increasing the units efficiency and heating ability.

The top surface of the free standing Linea can be utilised as a cooking surface. You can always have a kettle on standby or brewed coffee at the ready.

The standard Linea is finished in sleek metallic black. Other colour finishes are available on request.



The standard Linea is available in three different styles, to help fit into different environments.

### 1. Linea on Legs

The Linea on legs is a crossover between the traditional European style and North American units. With the Linea on legs, the hot water pipes are usually concealed within the wall or can be installed behind the flue casing.



### 2. Linea on Pedestal

With its benchmark contemporary styling, this unit will blend into most areas. The pedestal has the advantage of hiding heating pipe if the installation requires pipe work to the sub floor or a lower storey and cannot be concealed within the wall.



### 3. Linea Inbuilt

Ideal space saver to fit into an existing chimney or as an insert installation in a new construction.

To improve the ease of installation, the Linea Inbuilt can be supplied with the water connections on either the left hand side, right hand side or centre rear.

If your choice is a Linea Inbuilt, nominate the best pipe location for your installation when ordering.



Fig 1.

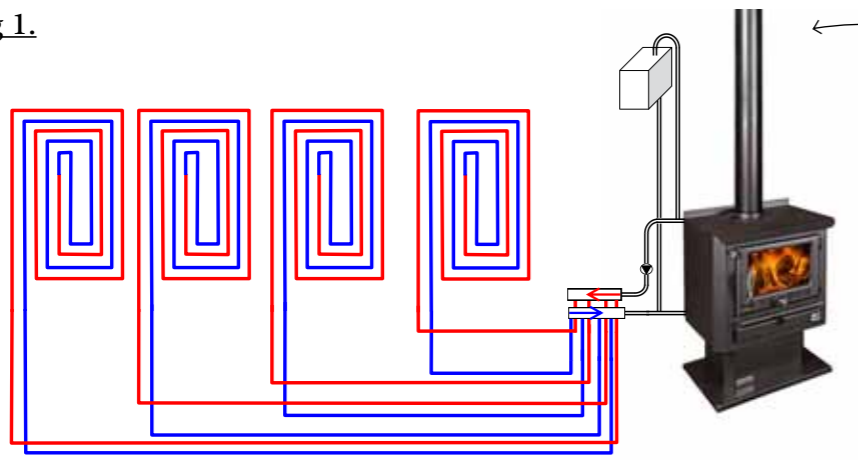


Figure 1. Simple schematic for Linea showing in-floor coils, manifold and header tank/vent pipe installation.

Figure 2. Schematic of the Linea showing radiators also run from a manifold and including domestic hot water tank.

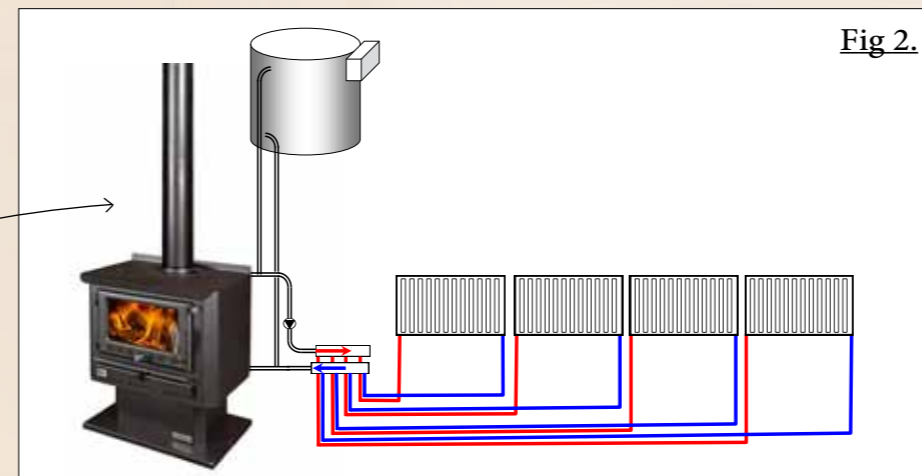


Fig 2.